



# PHILADELPHIA GUILD of HANDWEAVERS

a center for fiber arts

## Gazette

## December 2023



### PGHW Website

[www.pghw.org](http://www.pghw.org)

### PGHW President

Myra Wood

[president@pghw.org](mailto:president@pghw.org)

### Vice President

Valerie Ciliberti

[vpresident@pghw.org](mailto:vpresident@pghw.org)

### Secretary

Bridget Flynn

[secretary@pghw.org](mailto:secretary@pghw.org)

### Treasurer

Judy Adamson

[treasurer@pghw.org](mailto:treasurer@pghw.org)

### Community Outreach

[outreach@pghw.org](mailto:outreach@pghw.org)

### Education/Website

Melissa Terrels

[education@pghw.org](mailto:education@pghw.org)

### Monthly Gazette

[newsletter@pghw.org](mailto:newsletter@pghw.org)

### Calendar

Sara Robbins

[calendar@pghw.org](mailto:calendar@pghw.org)

### Library

Judy Donovan

[library@pghw.org](mailto:library@pghw.org)

As we settle into the cooler weather, woolens are making a return to many needles. Socks, hats and scarves are perfect last minute holiday gifts to knit for someone near and dear to your heart. Enjoy the free pattern on page 16.

Thank you all for enduring the interruption from our recent work being done at the Guild. We have lots of stuff planned for the new year, including even more renovation to the building. We'll definitely let you know if any SIGs will be affected but we are hoping for a smooth transition into a fresher space!

Speaking of Guildhouse renovation, while researching the history of the building, John Hibbard, a local architect uncovered this:

"The Guild bought the property in August of 1992. Also on this site I found out that the original building was built around 1950 as a restaurant and was added on in 1954. A second story was added in 1969 to convert the vacant building to office space. The second floor was removed in 1978 due to a roof collapse (building was vacant at the time) and was then used as yarn storage (for the Yarn Factory next door.)"

Here's a picture of the first mural painting done by Mindy Springer in 1993. As part of the MuralArtsProgram for Philadelphia, Kathryn Pannepacker worked with the Manayunk Special Services Dept. to restore the mural and add the weaving illustration we see today.

We're always looking for more info on the history of the guild. If you have anything to share, please send it to [newsletter@pghw.org](mailto:newsletter@pghw.org).

Thanks!



*Myra Wood*  
[president@pghw.com](mailto:president@pghw.com)

*Valerie Ciliberti*  
[vpresident@pghw.org](mailto:vpresident@pghw.org)



Support for PGHW provided in part  
by The Philadelphia Cultural Fund

# Pix from our SIGs and Classes

## Portable Fibers Live- Playgroup

Members of the Wednesday afternoon Portable Fibers group extended their hours for another “playground” event--this time experimenting with watercolor painting on fabric that could later be used as a base for embroidery.



## Handstitching SIG\_ Sheryl Kessler, SIG Leader



## Knitting, Crochet and Finger Weaving SIG - Joanne Zimmerman, SIG Leader




Work in Progress by: Daizy H, Madelyn L., Charlotte C., Susan O., Myra W., Valerie C., Peggy O., Elizabeth D., Caroline M., Iyana S., & Joanne Z.



Knitted Christmas Trees by Elizabeth D.

## Inkle Loom Class with Myra Wood

To celebrate the arrival of our new inkle looms funded by a grant from HGA, Myra led an Intro to Inkle class.



# Outreach Events

## **Awbury Harvest Fest-** Awbury Arboretum, October 22nd

The chilly, blustery winds on an otherwise perfect fall day did not discourage thousands of people from enjoying the Awbury Arboretum's annual Harvest Fest on October 22. Adults and children browsed the stands of local vendors, including a farm market and products from Awbury's own bees. A wide array of food options was offered by local purveyors, and rousing music was provided by local musicians. Children were delighted by the wandering goats, the hayrides, the s'mores pit and the many arts and crafts activities available. PGHW was there to give adults and children alike the opportunity to learn about and try their hand at carding, spinning, weaving on an inkle loom and a rigid heddle loom, and stitching on our large "Make Your Mark" hoop. It was exciting for guild members to see the joy that so many people--men and women of all ages and, of course, children--experienced as they discovered the magic of working with fiber, spindles, looms and needles. Even the pelting by locust pods during wind gusts from the tree above our booth couldn't dim the enthusiasm.

In addition to these interactive activities, the guild's dye garden was a special treat. Festival goers were delighted to explore it and learn about the plants that were used to produce beautiful natural colors. We are fortunate to be part of this ever-expanding effort to connect the surrounding community with nature and the natural source of so much of our food and our material culture.



## CraftNow Creates- Smith Memorial Playground, Fairmount Park, November 11th

Our intrepid volunteers braved the chill to teach a crowd of all ages to do paper weaving and inkle loom weaving. We were joined by several other non-profit craft organizations through CraftNow Phila. Everyone loved the neon colors of the paper wefts and had a great time. It was amazing to see the creativity of some of our youngest neighbors!



## Sip and Stitch at the Betsy Ross House

Guild members Mary Glen and Sheryl Kessler attended the November 9th Sip and Stitch event at the Betsy Ross House, located at 239 Arch Street. A record group of 25 women, including some Guild members, came out to learn English Paper Piecing demonstrated by Sheryl.

The group met in the gift shop, where “Betsy Ross” greeted everyone with a short story of how she was commissioned to create the first American flag and shared how she created the five-pointed star by folding paper and making one cut. The group was enthusiastic about learning a new way to make a patch, coaster, or quilt by hand while enjoying the camaraderie of working on their own projects. Everyone was excited to learn about the Guild.

November 9 was the last Sip and Stitch for the season. It begins again in April. Thank you to Meredith LaBoon (Operations Manager of the Betsy Ross House) and Emily Edelstein (Executive Director of CraftNow) for inviting the Guild to participate.



December 2



**Weave a Market Basket with Sara Robbins**

**December 2 @ 9:30 am - 4:00 pm**

Weave this large basket to carry to the market, to carry your craft supplies in, to use as storage, you decide! You will have the option of weaving a colorful design into your basket to make it uniquely yours. Several choices of Shaker tape to be used as handles will be available.

[More info and sign up here](https://pghw.org/event/weave-a-market-basket/)

<https://pghw.org/event/weave-a-market-basket/>

December 2



**Photo Editing for Your Website  
with PGHW member, Nora Naperiel**

**December 30 @ 1:00 pm - 3:00 pm**

Are you looking to enhance your website's visual appeal? Join our beginner-friendly course on Adobe Photoshop, designed specifically for individuals eager to edit and optimize project photos so your beautiful textile projects will shine in a digital format.

We will review how to edit photos on a white ground, and introduce some color-correcting techniques. Participants must have access to Adobe Photoshop (any version) installed on their computers, as well as basic computer skills.

Students must bring a laptop that runs Adobe Photoshop and at least one photo of a project that needs to be edited.

[More info and sign up here](https://pghw.org/event/photo-editing-for-your-website/)

<https://pghw.org/event/photo-editing-for-your-website/>





RED STONE GLEN


*Fiber Arts Center*

## Shaker Rag Rug Class

Members Sara Robbins, Judy Donovan, and Bridget O'Neil recently traveled west to Red Stone Glen in York Haven, Pa to take a class with Sara Bixler on Shaker Rag Rugs. See their beautiful WIPs below.

Check out all the upcoming offerings here:


[Red Stone Glen Classes](#)



Sara



Judy



Bridget

December 2

Other Events



## Spin at Awbury

Are you a spinner who is interested in adding to the holiday atmosphere at the historic Cope House?  
Are you willing to let people try your wheel or drop spindle?

Come spin with us  
at the Awbury Arboretum Greens Sale,

**Saturday, December 2nd from 10-6.**

Questions?  
Contact Sara Robbins  
[outreach@pghw.org](mailto:outreach@pghw.org)



December 3

# needles & BOLTS

a modern quilt shop  
& haberdashery



## Embroidered Reflections: Hand-Embroidered Self Portrait on Tulle with Richie Wilde Lopez of Duende Textiles

December 3, 1:00pm-4pm

Join textile artist and instructor Richie Wilde Lopez in our "Embroidered Reflections" workshop at Needles and Bolts

Create a hand-embroidered self-portrait on tulle - a tangible and meaningful representation of your identity and creativity. You will leave with a beautifully crafted piece of art that reflects who you are right now in this moment of your life.

[More info and sign up here](https://www.needlesandbolts.com)

<https://www.needlesandbolts.com>

**Needles and Bolts**  
6817-6819 Germantown Avenue, Mt Airy



*A Market Here, A Market There, Markets Everywhere*

Look for members' work at craft markets in and around town this December.

- Check out this write-up of [Philly-area holiday markets](#) from Billy Penn.
- Trinity @ 22nd PopUp Market, Saturday, December 2, 9-2, 2212 Spruce Street, Philadelphia
- [Fiber Craft Holiday Market](#), Saturday, December 9, 10-6, 821 Dudley Street, Philadelphia
- [West Craft Fest](#), Saturday and Sunday, December 9-10, 10-4 each day, 4014 Walnut Street

Through January 20



### Exhibition

### Kathryn Pannepacker - "I Saved a Chair for You" - ...a series of marker drawings

Kathryn is a guild member and the artist who did the guild house mural. She is a textile artist and painter creating visual art pieces and projects with the mission of "art-for-all" and "peace-for-all".

Whether she is working directly with individuals or groups, or creating projects for the larger community, her work stems from the common desire to celebrate diversity and to resource self-expression and empowerment.

Kathryn has worked with a large variety of communities—people with and without physical disabilities, middle class and poor, homeless and with home, in addiction and recovery, in prison and re-entry programs, seniors and young people.

Mark your calendar for this wonderful experience.

Now through January 20, 2024

(Tuesday through Saturday, 10am - 4pm)

Cane and Rush Shop - Nicholas Thaete  
27 Maplewood Mall/Germantown  
Philadelphia, PA 19144  
215-438-2799 (call before visiting exhibit)



# MOVIE NIGHT




## There will be no MAFA and PGHW/NY movies in December

PGHW/NY - Monday, January 29 at 7pm  
Reiko Sudo

MAFA - Wednesday, January 10 at 7pm  
Anni Albers

### More Movies in 2024 - Stay Tuned!

# FIBER CRAFT



# HOLIDAY MARKET

dec 9, 2023 from 10am-6pm at the Bok Building

## WEAVER HOUSE Fiber Craft Holiday Market

Saturday, December 9, 2023  
10am - 6pm

Bok Building Gym & Auditorium  
821 Dudley St. Phila., PA 19148

You're invited to the first ever Fiber Craft Holiday Market in Philadelphia. This market boasts all things fiber craft: yarn shops, craft supplies & kits, indie dyers & spinners (yarn and fiber), handmade items, fiber art, textile wearables, jewelry, and more!

With 60+ vendors, you can shop all your favorite fiber and textile related gifts (it's the holiday season!) and celebrate the craft of handmade goods. The first 150 attendees will receive a complimentary goodie bag. Free and open to all. Several PGHW members will be vending at this show.

Manayunk  
**GETS LIT!**  
November 16th - December 31st

Starting on November 16th, Manayunk businesses will be lighting up Main Street for the annual Manayunk Gets LIT! competition. From November 16th to December 14th, you can vote for the very best of the competition and have a chance to win a Manayunk shopping spree!

For more details, go to [manayunk.com](http://manayunk.com)



## Antique Pattern Library

Thanks to Esther Grace for sending the link to a treasury of free antique needlearts-related publications.

<https://www.antiquepatternlibrary.org>



Kayleigh Gumbrecht  
Tahira Amatullah  
Alma Wynne  
Michelle Schmitt

Ann Schwoebel  
Denie Shorey  
Marilynn Cowgill

Meghan Wherrity  
Lauren Spallone  
Beverly Godfrey

## Member Spotlight - Richie Wilde Lopez



PGHW member Richie Wilde Lopez is a Philadelphia-based fiber artist and creator of Duende Textile Art Studio: [duendetextiles.com](https://duendetextiles.com)  
Follow Richie on Instagram: [duende.textiles](https://www.instagram.com/duende.textiles)

His work is currently featured in a new exhibition  
LUX: Extraordinary Objects by Exceptional Philadelphia Designers.  
The exhibition is at Commonweal Gallery until Saturday, December 30th.

More info here:

<https://commonweal.gallery/exhibitions/lux-exhibition>



## The Dye Garden SIG is seeking new leadership for 2024

Current leaders Beth Uzwiak and Veronica Hanssens would love to talk to you about taking over the PGHW Dye Garden at Awbury Arboretum by early Spring of 2024. They are happy to meet and talk with anyone interested in taking over the maintenance and coordination of the dye garden to help ensure a smooth transition.

With additional support, leaders could increase engagement and plan events like informal dye sessions, harvesting events, and simple educational offerings. Beth and Veronica may be staying involved with the garden in some way, but are seeking new leaders with the time and energy to fully activate the potential of the dye plots, with additional programming and coordination with the Natural Dye SIG.

If you're interested in getting your hands in some dirt and spending time in the magical place that is Awbury Arboretum, please contact us by emailing: [dye garden@pghw.org](mailto:dye garden@pghw.org)

## Portable Fibers Zoom 2024

Kate O'Hara, SIG Leader

For the last 3 ½ years, Portable Fibers Zoom has been “Our Guild Without Walls.” It has allowed us to travel the fiber world near and far, see each other’s work, share inspiring work by other fiber artists, alert everyone to new resources and just chat in our living room atmosphere. **We will be taking a vacation in December and will return the 1st Tuesday in January.** I invite everyone to share ideas and suggestions to make PF Zoom an engaging experience in 2024. Please email me at [ktohara65@gmail.com](mailto:ktohara65@gmail.com). Have a safe and wonderful holiday season, see you next year.

Kate

Portable Fibers Zoom 2024, every Tuesday 10:00am to 11:30am Link: <https://us02web.zoom.us/j/84914149084>

## Sewing SIG

Mary Glenn, SIG Leader

The Sewing SIG is planning a Sew-Along in 2024. A Sew-Along might involve using one pattern or several different ones; it might mean making a particular garment or a variety--for example dresses or jackets and vests. We might want to include hand woven fabrics. We could have a Fashion Show when we have finished.

We will discuss it at our December SIG and come up with a plan. If you can't make the meeting, send any ideas you have to Mary Glenn at [roogort@aol.com](mailto:roogort@aol.com)

## Multi-Shaft Weavers SIG

Charlene Marietti, SIG Leader

The Multi-shaft Weavers special interest group welcomes weavers at all levels of experience to focus on how to “Become a Better Weaver.” Members bring weaving-related questions for interactive discussions and problem-solving. In the past year, topics have included determining sett, the warping process, threading practices, yarns, selvages, and project planning and documentation.

Next meeting on Sunday, December 10th via Zoom at <https://us02web.zoom.us/j/85488602869>

## Dye Garden SIG

SIG Leaders: Beth Uzwiak and Veronica Hanssens

As noted earlier in this Newsletter (see p. 12), the current leaders are retiring, and the SIG will need new leadership. Please consider stepping up. Here are some lovely autumn flowers, to the right, picked from the garden during the Harvest Fest in October: marigold, calendula and pin flower, or scabiosa (red)

If you're interested in getting your hands in some dirt and spending time in the magical place that is Awbury Arboretum, please contact us by emailing: [dyegarden@pghw.org](mailto:dyegarden@pghw.org)



*photo by Susan Davis*

## Portable Fibers Live, Portable Fibers Play Group and Evenings at the Guild

If you haven't been to the guildhouse on a Wednesday, you are missing all kinds of fibery fun! **Portable Fibers Live**, from 1:00 - 3:00 pm every week is a lively place to hang out with your fellow members and work on whatever project you'd like! We do it all, Kumihimo, inkle weaving, crochet, knitting, embroidery or whatever else you have in progress. It's a great time to be with friends and work on those UFOs!

**Evenings at the Guild** continue the camaraderie with even more time to relax, kick back and join others doing whatever fibery thing you love to do. Lots of spinning going on every Wednesday night from 7:00 - 9:00pm but you're free to bring whatever you like (including snacks...)

**Portable Fibers Playgroup** is like a study group but even more fun! We get together on occasion to try out a new technique or craft that's fiber related. Playgroups are free to all members and are listed in the weekly emails. Make sure to read your PGHW email so you don't miss the fun! If you have an idea for a playgroup and want to lead a session, please contact Myra at [president@pghw.org](mailto:president@pghw.org).

## Book Arts SIG

Christine Wilkinson, SIG leader

The Book Arts SIG has gotten off to a strong start, now with 15 members and always open to new ones. Sign up on the SIG page on the website. We had our second meeting on November 12, and the theme of the meeting was exploring a new book creation format: the "W" book. Marlis Kraft led us through the steps of using fabric and found objects to create our own books in this format. Members will bring their finished projects for show and tell at the next meeting on December 30.

Change of meeting dates for 2024: Effective January 2024, we have officially changed the SIG meeting date and time to every 2nd Sunday of the month, 12:30 - 2:30, at the Guild House. Our January meeting will be on January 14 at 12:30. We hope you will join us.

## SIGs - Special Interest Groups

### West Philly Portable Fibers Meet-up

Group Leader: Kate Dorsch

Every Monday @ 5:30 pm- 7:30 pm, this Portable Fibers Group will meet at the Free Library at 40th and Walnut every Monday, 5:30 to 7:30 pm, in their main meeting room.

### Portable Fibers Zoom

Group Leader: Kate O'Hara

Every Tuesday @ 10:00 am - 11:30 am on Zoom: <https://us02web.zoom.us/j/84914149084>

### Center City Knitting Group

Group Leader: Linsey Will

Every Tuesday @ 1:00 pm- 2:30 pm, Schuylkill River Park Rec Center, 500 S 27th St., Phila.

### Portable Fibers Live

Group Leader: Myra Wood

Come join the fun every Wednesday @ 1:00 pm- 3:00 pm at the Guild House. Bring whatever you're working on.

### Evenings at the Guild

Group Leader: Lee Robinson

Every Wednesday @ 7:00 pm- 9:00 pm at the Guild House

## **Tapestry**

Group Leaders: Lori Falbo and Carlyn Nelson

Saturday, December 2 @ 2:00 pm- 4:00 pm

## **Rigid Heddle Weaving**

Group Leader: Christine Wilkinson

Sunday, December 3 @ 10:00 am- 12:00 pm

## **Spinning**

Group Leader: Bridget Flynn

Sunday, December 3 @ 12:00 pm- 2:00 pm

## **Sewing**

Group Leader: Mary Glenn

Sunday, December 3 @ 2:30 pm

## **Outreach**

Group Leader: Sara Robbins

Check the Calendar to see upcoming events or email: [outreach@pghw.org](mailto:outreach@pghw.org) to volunteer

## **Surface Design**

Group Leaders: Valerie Clark Bolton and Lian Sawires

Sunday, December 10 @ 10:00 am- 12:00 pm

## **Multi-Shaft Weaving**

Group Leader: Charlene Marietti

Sunday, December 10th from 12:30 pm- 2:30 pm via Zoom at <https://us02web.zoom.us/j/85488602869>

## **Sustainability SIG**

Group Leader: Ali Valin

Thursday, December 14 @ 7:00 pm - 9:00 pm Zoom at <https://us02web.zoom.us/j/89896636609>

## **Hand Stitchers**

Group Leader: Sheryl Kessler

Sunday, December 17 @ 10:00 am- 12:00 pm

## **Knitting, Crochet, & Finger Weaving**

Group Leader: Joanne Zimmerman

Sunday, December 17 @ 12:00 pm- 2:00 pm

## **Exploring Floor & Table Loom Weaving**

Group Leader: Melissa Terrels

Sunday, December 24 @ 1:30 am- 3:30 am

## **Felting**

Group Leader: Marcie Ziskind

Thursday, December 28 @ 9:30 am- 11:30 am

## **Book Arts SIG**

Group Leader: Christine Wilkinson

Saturday, December 30 @ 10:00 am- noon

## **Natural Dyeing**

Group Leaders: Dottie Yacek-Matulis and Charlette Chatfield

## **402 Corridor**

Group Leader: Andrea Tollison

## **Media to West Chester and Beyond!**

Group Leader: Myra Reichel

## Just Like Magic! Fingerless or Tipless Gloves by Myra Wood

Since the weather outside will soon be frightful, these mitts make great last minute gifts! Super simple to knit on one circular needle using the magic loop method or on double-pointed needles if you prefer. I've written the instructions using the magic-loop method since that's how I do them but feel free to use DPNs if that's how you roll. I used a DK weight, hand-painted wool yarn but they also work up nicely in worsted weight. Enjoy!



### Materials

- 200 yds DK weight yarn, (wool, wool-blend or acrylic) plus 16" of waste yarn in contrasting color
- Size 5/3.75mm - 24" circular needles or 4 size 5/3.75mm DPNs if you prefer for women's small/medium  
For size women's large, use size 6/4mm needles  
6/4mm for women's large.
- Optional: Size 5 (or 6) needles with shorter cord for fingers and thumb.
- 2 stitch markers
- Small scissors and yarn needle

### Notes:

- I've written this using the magic loop technique but feel free to divide the stitches onto 3 dpns if you prefer.
- When picking up stitches between fingers and thumb gusset, pick up 4 sts to close the gap and k2tog twice. Watch this video: <https://tinyurl.com/a82fe48b>

**Knitting Instructions:** Make 2.

### Cuff

1. Co 48 sts with long tail co, divide in half for magic loop (or thirds for dpns) and join in a circle.  
Mark beginning of rnd.
2. K2, p2 for 16 rnds or as long as you'd like the cuffs.
3. K 1 rnd.
4. K1, pm, k1, pm, k to end of rnd.

### Thumb gusset

1. K1, sm, m1R, k1, m1L, sm, k to end of rnd.
2. K to end of rnd. No increases.
3. Continue to increase every other rnd after 1st marker and before 2nd marker followed by 1 rnd of plain knit.  
Stop after last k rnd when there there are 15 sts between markers.

### Hand

1. K1, place 15 thumb sts on waste yarn removing both markers. Continue to k to end of rnd.  
Make sure to tighten sts between front and back at thumb gusset.
2. K 3 rnds. (47 sts)
3. K1, m1R, k to end of rnd. (48 sts)
4. K 4 rnds.



### For Fingerless Gloves only:

Try them on and when the last row reaches the crease at the base of your pinkie, k2, p2 rib for 6 rnds, bo all sts and weave in end. Skip fingers and continue to thumb instructions.

### For Tipless Gloves only:

#### Index

1. K 7 sts. Slip all but last 7 sts onto waste yarn.
2. Turn, co 2, slip last 7 sts onto other end of needles and k7. (16 sts)
3. K 7 rnds.
4. Next rnd- k2tog, k to end of needle. Turn, k2tog, k to end of needle. (14 sts).
5. K 5 rnds.
6. K1, p1 for 3 rnds.
7. Bo all sts, cut yarn and weave in tail.

#### Middle

1. Slip 6 sts from beginning of waste yarn onto needle. Join new yarn leaving tail on RS and k6, turn, co 2 and slip last 6 sts from end of waste yarn onto needle, k6. Pu 2 sts from index cast on. (16 sts)
2. K 7 rnds.
3. Next rnd, k2tog, k to end of needle. Turn, k2tog, k to end of 2nd needle (14 sts).
4. K 6 rnds.
5. K1, p1 for 3 rnds.
6. Bo all sts, cut yarn and weave in tail.

#### Ring

1. Slip 6 sts from beginning of waste yarn onto needle. Join yarn and k 6.
2. Turn, co 2 and slip last 6 sts from back waste yarn onto other needle. K6 and pu 2 sts from middle co. (16 sts)
3. K 6 rnds.
4. Next rnd, k2tog, k to end of needle. Turn, k2tog, k to end of needle (14 sts).
5. K 5 rnds.
6. K1, p1 3 rnds.
7. Bo all sts, cut yarn and weave in tail.

#### Pinkie

1. Slip all remaining sts onto needles, half on each needle, k10.
2. Pu and k2 from ring finger cast on. (12 sts)
3. K 10 rnds.
4. K1, p1 for 3 rnds.
5. Bo all sts, cut yarn and weave in tail.

### For Both Versions:

#### Thumb

1. Slip all 15 thumb sts onto needles, split between 2 needles- 8 sts on one, 7 sts on the other. Join yarn and k15.
2. Pu 2 stitches from hand as mentioned in the note above. (17 sts)
3. K 17, 2 rnds.
4. K2tog, k to end of rnd. (16 sts)
5. K 3 rnds.
5. K1, p1 for 3 rnds.
6. Bo all sts, cut yarn and weave in tail.

Use the beginning tails of each finger and thumb to duplicate stitch any gaps left between fingers. Weave in tail and cut off.

### Abbreviations

**Bo**-bind off **co**-cast on **dpn**-double pointed needles **k**-knit **k2tog**-knit 2 together  
**m1L**- make one left **m1R**- make one right **pm**- place marker **p**-purl **pu**-pick up  
**rnd(s)**-round(s) **RS**-right side **st**-stitch(es) **sm**- slide marker **WS**-wrong side



### The 2024 HGA Handspun Skein Exchange

The Handweavers Guild of America (HGA) Inc.'s Skein Exchange is back for 2024! Each spinner is invited to set their own goals for this exchange. Do you want to stretch yourself by learning a new spinning technique? Share your pride and joy "default" spinning skeins? Play with color? Try a new fiber? Have you recently purchased a new wheel and want to put it through its paces?!

Let this exchange be your avenue for adventure (or not)! We hope you have some fun with this, and know you will produce beautiful yarn!

[More info and registration here.](#)



Each week the Handweavers Guild of America, Inc. (HGA) hosts Textiles & Tea, a conversation with some of the most respected fiber artists in the field today. In our 45-minute discussion we focus on their artwork and their creative journey.

We allow 15 minutes at the end of our conversation for questions from the audience. Textiles & Tea will take place every Tuesday at 4:00 PM (ET) and is broadcast via Zoom and Facebook Live. These broadcasts are free to view and open to all.


More info here:

[weavespindye.org/textiles-and-tea/](http://weavespindye.org/textiles-and-tea/)

Previous episodes are always available on Youtube:

[youtube.com/user/hgaweavespindye/videos](https://youtube.com/user/hgaweavespindye/videos)

**MAFA Book Group discussion of  
The Lost Flock** by Jane Cooper  
Tuesday, January 23, at 7 pm (90 minutes)



Set aside time, a glass of wine or tea, and join us for the first MAFA Book Group discussion on Lessonface, when we will discuss *The Lost Flock* by Jane Cooper, her story of "Rare wool, wild isles & one woman's journey to save Scotland's original sheep."

More info and registration:

<https://tinyurl.com/4e3j4yac>

Please also join us January 27, 2024 at 10:00 a.m. EST for an author presentation and chat with Jane Cooper. Jane will present her further adventures with the Orkney Boreray sheep. Register for the author talk on Lessonface here: [https://www.lessonface.com/apply/lost-flock-presentation-jane-cooper.](https://www.lessonface.com/apply/lost-flock-presentation-jane-cooper)




### Through December 31 Historical Loom Tour- Captain Vicary Mansion, Loom Room

As part of our mission to preserve history, we have a room dedicated to historical looms. Among our treasures see a Newcomb Weavers Delight fly-shuttle and Sears Fairlawn. You might find spinning wheels, spy a flax wheel in a corner, rigid heddle, and table looms. Rag rugs on the looms and of course handspun and handwoven artifacts.

Come take a tour and learn the history of the house, as well as, the Western PA Quilt Documentation Project.

[More info here](#)

1235 3rd Avenue, Freedom, PA 15042,



## Deck the Walls with Luscious Fiber

Guild house walls proclaim this is the home of fiber artists, as Kumihimo cords dance beneath the fans. Here, every day is a holiday where folks gather round the tables to enjoy working on their fiber projects. Those who enter empty-handed soon find themselves engaged in something new and exciting. Great conversation and camaraderie leads to laughter and joy.

It's all about making connections--not only warp and weft, drafting then spinning or felting, using needles of all kinds and flowers from the garden to dye a bit of color or a little surface design. It is seeing how applying new techniques can take your art to the next level.

Everyone is a student learning from each other; classes are fun and mind expanding. There's a library stacked with illuminating books, a room full of tools and gatherings that support your interests. No wonder the calendar is packed!

Some find hanging out at the guild overwhelming and, though they prefer to stay at home, they are plugged in. Some share what they are doing by connecting virtually, as many of the Special Interest Groups (SIGS) have a virtual component. Guild-wide monthly and weekly communications attempt to keep people abreast of what's happening — there is just so much going on that it spreads into the communities through satellites groups and outreach events.

Because the guild is powered by volunteers with passion it has a real heart and soul. It is dependent on members who enthusiastically share what they love with others. People feel welcomed, embraced for who they are and find they fit right in.

The guild is all holidays rolled into one. We are happy and vibrant and we come together to celebrate life.

Guild On!

*Margie Gale*



Thank you to the supporters of PGHW !



**WEAVER HOUSE** [weaverhouseco.com](http://weaverhouseco.com)



  
**BrotherDrumCarder.com**  
[brotherdrumcarder.com](http://brotherdrumcarder.com)

## HALCYON YARN

*Guild Rewards program -*

Click on our guild name before placing your order and we earn a reward!



[halcyonyarn.com](http://halcyonyarn.com)

To advertise in the PGHW Gazette contact Melissa: [education@pghw.org](mailto:education@pghw.org)